




## CUSTOMER PORTAL QUICKSTART GUIDE

# Fox Fuel

## KNOWLEDGE CENTER

# Online Portal Account Sign-Up

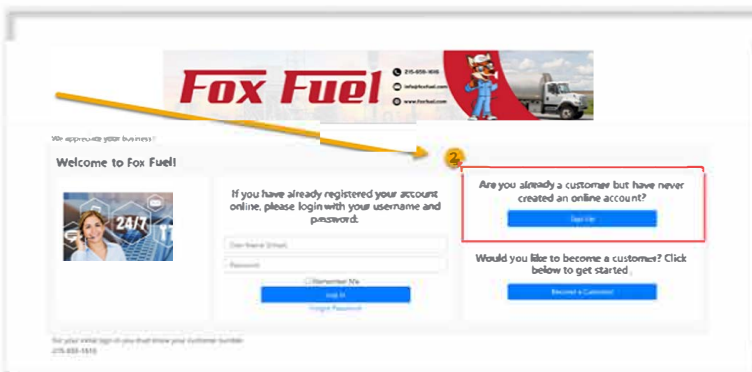
Sign up will require some information that you can pull directly from either an invoice or statement from Fox Fuel. Have this on hand before beginning.



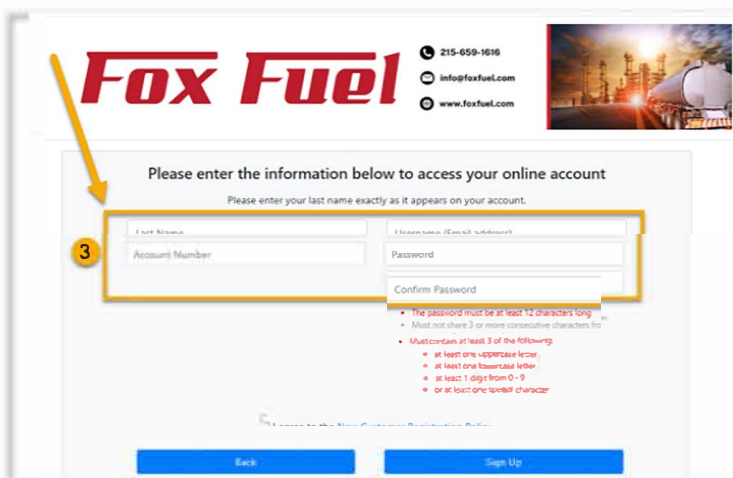
1. To begin, go to [foxfuel.com](http://foxfuel.com) and click on 

(LOG INTO OUR PORTAL) on the homepage.

You can also access the portal by going to [myfuelaccount.com/foxfuel](http://myfuelaccount.com/foxfuel).



2. You will be taken to the login page for the customer portal.
2. Click on "Sign Up" in the area indicated by the red box to the right.



3. Using your statement or a previous delivery ticket or invoice, enter the following information.

Last Name - exactly as it is displayed  
Customer Number

Email Address - This does not have to be the same as what was used to register the account.

Enter a password.

**Password requirements are:**

Must contain one number

Must contain one lower case and one upper case letter

Minimum of 8 characters in length

Please read policy, agree to it, then click on "Sign Up".

This will bring you to the Home tab within your account